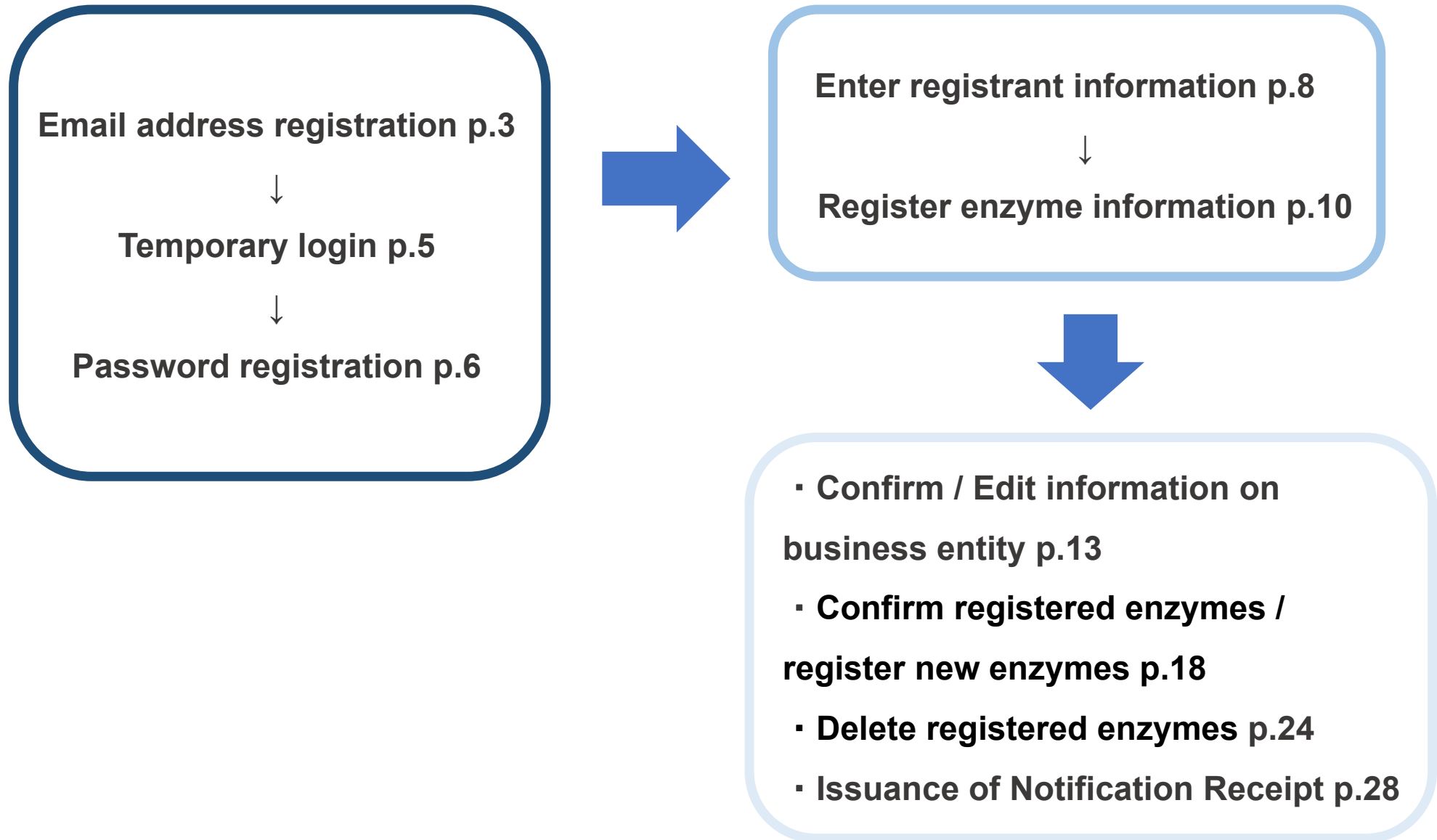


How to Enter the Application Form for Producing Microorganisms for Enzymes as Food Additive

**The Food Additive Section of the Food Safety Standards and Evaluation
Division, the Consumer Affairs Agency /
Division of Food Additives, National Institute of Health Sciences**

Registration Process



Email Address Registration

Notification on Enzyme

Email address registration

Email	Enter the email address you would like to register.
Email (for confirmation)	Enter the same email address as above.

The following items will be sent to the registered email address.

1. URL of the Login Page
2. Login ID
3. Temporary Password

Please configure your email settings to receive emails from the address below.

enzyme.add.caa@pcresearch.jp

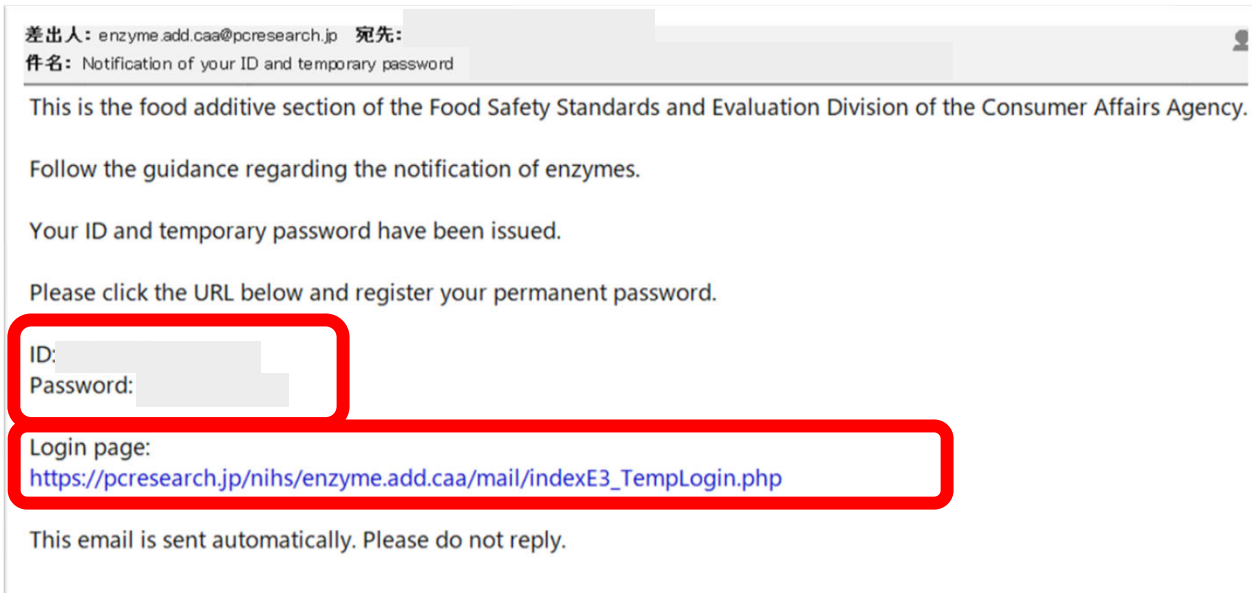
The email address cannot be changed after registration.

Register the email address

Enter your email address in two fields, then click “Register the email address.”

* The email address cannot be changed after registration.

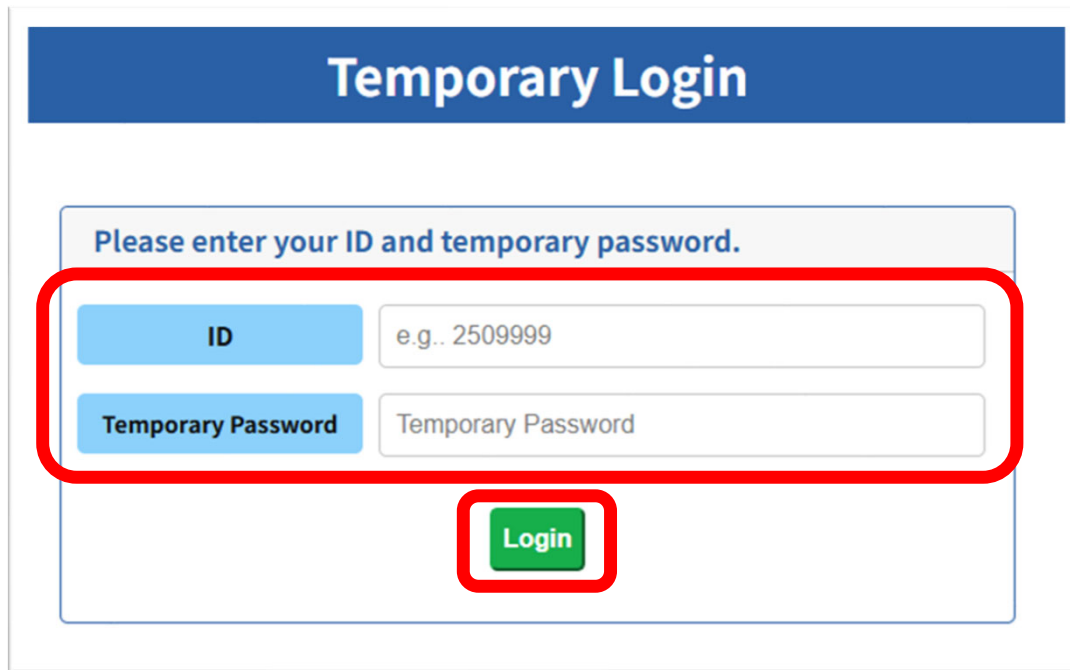
Confirm the Temporary Password



Confirm whether you have received an email as the image shown left.

Click the URL provided in the email, and enter your ID and temporary password on the login page.

Temporary Login



The image shows a 'Temporary Login' form. At the top is a blue header with the text 'Temporary Login'. Below this is a light gray box containing the instruction 'Please enter your ID and temporary password.' in blue text. Underneath the instruction are two input fields. The first field is labeled 'ID' in a blue box and contains the placeholder text 'e.g.. 2509999'. The second field is labeled 'Temporary Password' in a blue box and contains the placeholder text 'Temporary Password'. A red rounded rectangle highlights both input fields. Below these fields is a green 'Login' button, which is also highlighted with a red rounded rectangle.

Temporary Login

Please enter your ID and temporary password.

ID e.g.. 2509999

Temporary Password Temporary Password

Login

Enter the ID and temporary password provided in the email, then click “Login.”

Password Registration

Password Registration

Please enter your ID and new password to be registered.

ID

e.g., 2509999

New Password

Please enter the new password.

Please enter 8-alphanumeric characters.

Register

Enter the ID provided in the email and **a password of your choice**, then click “Register.”

Password Registration



LOGIN

Please enter your issued ID and registered password.

Issued ID

Password

Login

✓ If you have forgotten your registered password
Reset your password.

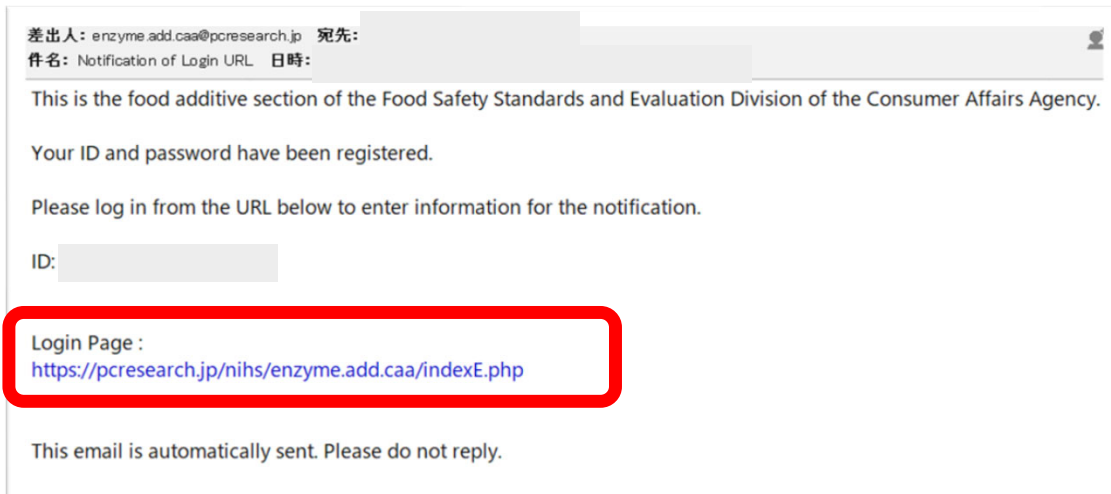
✓ For those who have not yet received an ID and temporary password
Click here to register.

The password registration is complete once the login screen is displayed.

Enter the ID provided in the email and the password you registered, then click “Login.”

When registration is complete, you will receive a notification by email.

To register registrant information and information on enzymes, please log in using the URL provided in the email.



差出人: enzyme.add.caa@pcresearch.jp 宛先: [redacted]

件名: Notification of Login URL 日時: [redacted]

This is the food additive section of the Food Safety Standards and Evaluation Division of the Consumer Affairs Agency.

Your ID and password have been registered.

Please log in from the URL below to enter information for the notification.

ID: [redacted]

Login Page :
<https://pcresearch.jp/nihs/enzyme.add.caa/indexE.php>

This email is automatically sent. Please do not reply.

Enter Registrant Information

Enter registrant information

Enter registrant information

Confirm the registrant information

Register enzyme information

Confirm the enzyme information

Registration complete

I. Information About the Notifier

ID :

1. Name of business entity

*Required

2. Job title of representative

*Required

3. Name of representative

*Required

4. Address of business entity

*Required

Zip Code:

Address 1:

Address 2:

Enter registrant information and click “Proceed to Confirmation.”

*** All fields are required to enter.**

*** No need to enter or edit your email address.**

■
■
■
Proceed to Confirmation

Enter Registrant Information

Confirm the registrant information

Enter registrant information

Confirm the registrant information

Register enzyme information

Confirm the enzyme information

Registration complete

I. Information About the Notifier
ID : <input type="text"/>
1. Name of business entity

2. Job title of representative

3. Name of representative

4. Address of business entity

--

5. Telephone number

Confirm the information, and when everything is correct, click “Register your information and proceed to submit your enzyme registration.”

-
-
-

Register Enzyme Information

The screenshot shows a web form titled "Register enzyme information". At the top, there is a progress bar with five steps: "Enter registrant information", "Confirm the registrant information", "Register enzyme information" (highlighted in green), "Confirm the enzyme information", and "Registration complete". Below the progress bar, the section "III. Information About the Target Enzyme" is visible. It includes a "Registration ID" field. A grey bar indicates "Enzyme No. 0001". The first required item is a checkbox labeled "1. This enzyme has been confirmed to conform to the Specifications and Standards for Foods, Food Additives, Etc. (Public Notice of No. 370)." with a red asterisk and the word "Required". Below this is a dropdown menu labeled "Please select." with a downward arrow. The second required item is a dropdown menu labeled "2. Type of the enzyme" with a red asterisk and the word "Required". Below this is another dropdown menu labeled "Please select." with a downward arrow. Below the second dropdown, there is a text input field with the instruction "If you select 2-③, enter the enzyme name." and another text input field with the instruction "If you select 2-③, 2-⑥, or 2-⑦, enter the scientific name of the gene donor."

Delete

-
-
-

Add Enzymes

Enter the enzyme information to be registered.

Items 3, 4, and 5 are linked, so please enter in order starting from 3.

To register multiple enzymes, click “Add enzymes” to display additional input fields.

If you display the additional input fields by mistake, click “Delete” below the input fields you would like to delete.

* New enzymes can also be registered after this registration. 10

Register Enzyme Information

Confirm the enzyme information

Enter registrant information Confirm the registrant information Register enzyme information **Confirm the enzyme information** Registration complete

III. Information About the Target Enzyme

Registration ID:

Registration No. 0001 Enzyme No. FA001000-2065

1. This enzyme has been confirmed to conform to the Specifications and Standards for Foods, Food Additives, Etc. (Public Notice of No. 370).

Yes

2. Type of the enzyme

④ Enzymes that determined by the Food Safety Commission to fall under the category of self-cloning

3. Name of the Enzyme

Acylase

4. Taxonomic category

Filamentous fungi

Confirm that the registered information is correct, then click the checkbox at the bottom of the screen.

When you check the box, “Register” button will appear.

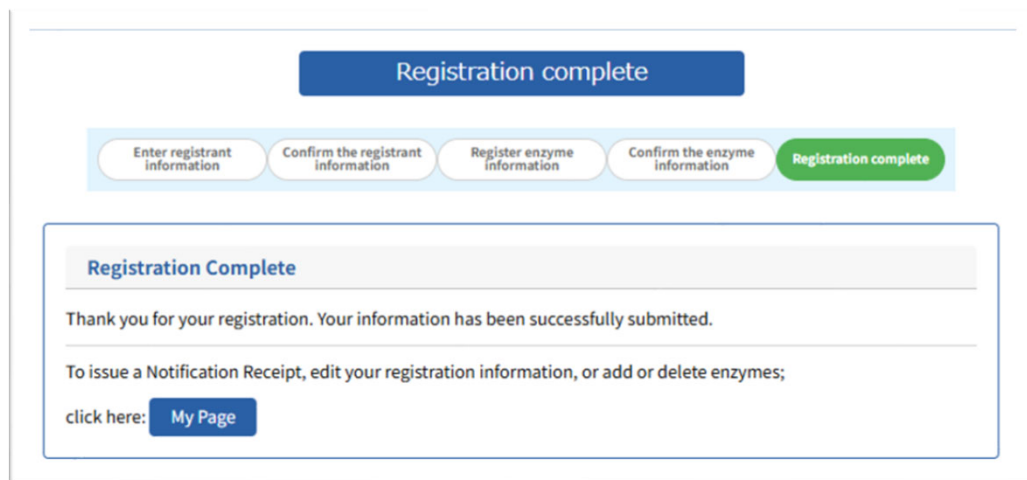
☐ The representative confirmed that the contents entered were not errors or false reports on his responsibility.

Modify

☒ The representative confirmed that the contents entered were not errors or false reports on his responsibility.

Register

Register Enzyme Information



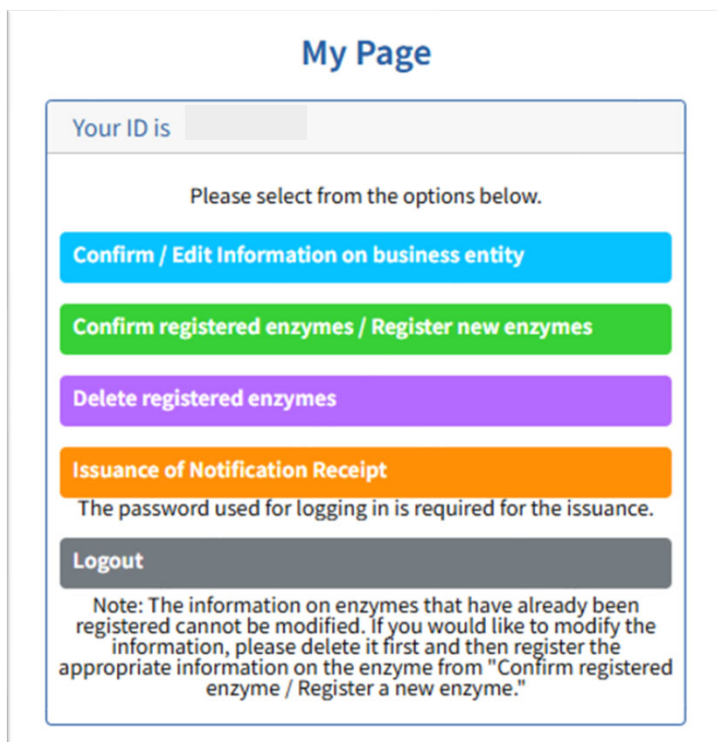

Registration complete

Enter registrant information Confirm the registrant information Register enzyme information Confirm the enzyme information **Registration complete**

Registration Complete

Thank you for your registration. Your information has been successfully submitted.

To issue a Notification Receipt, edit your registration information, or add or delete enzymes;
click here: [My Page](#)



My Page

Your ID is

Please select from the options below.

[Confirm / Edit Information on business entity](#)

[Confirm registered enzymes / Register new enzymes](#)

[Delete registered enzymes](#)

[Issuance of Notification Receipt](#)

The password used for logging in is required for the issuance.

[Logout](#)

Note: The information on enzymes that have already been registered cannot be modified. If you would like to modify the information, please delete it first and then register the appropriate information on the enzyme from "Confirm registered enzyme / Register a new enzyme."

By clicking “Register,” the registration is completed.

From “My Page,” the following procedure can be done:

- edition of information on business entity,
- confirmation of registered enzymes,
- registration of new enzymes,
- deletion of registered enzymes, and
- issuance of Notification Receipt.

From now on, “My Page” will be displayed when you log in.

Confirm / Edit Information on Business Entity

My Page

Your ID is

Please select from the options below.

Confirm / Edit Information on business entity

Confirm registered enzymes / Register new enzymes

Delete registered enzymes

Issuance of Notification Receipt
The password used for logging in is required for the issuance.

Logout

Note: The information on enzymes that have already been registered cannot be modified. If you would like to modify the information, please delete it first and then register the appropriate information on the enzyme from "Confirm registered enzyme / Register a new enzyme."

Click “Confirm / Edit information on business entity.”

Confirm / Edit Information on Business Entity

Registrant Information

Registrant Information

Correct the registrant information

Confirm the registrant information

Registration complete

I. Information About the Notifier

ID :

1. Name of business entity

2. Job title of representative

3. Name of representative

4. Address of business entity

--

Modify



Information already registered will be displayed.

To make corrections, click “Modify” at the bottom of the screen.

Confirm / Edit Information on Business Entity

Correct the registrant information

Registrant information

Correct the registrant information

Confirm the registrant information

Registration complete

I. Information About the Notifier

ID :

1. Name of business entity *Required

2. Job title of representative *Required

3. Name of representative *Required

4. Address of business entity *Required

Please enter the information you would like to modify in the appropriate field and click “Proceed to Confirmation” at the bottom of the screen.

Proceed to Confirmation

Confirm / Edit Information on Business Entity

Confirm the registrant information

Registrant information Correct the registrant information **Confirm the registrant information** Registration complete

I. Information About the Notifier

ID :

1. Name of business entity

2. Job title of representative

3. Name of representative

4. Address of business entity

Confirm that the modified information is correct, then click the checkbox at the bottom of the screen.

When you check the box, “Register your information” button will appear. Click the button to complete your registration.

☐ The representative confirmed that the contents entered were not errors or false reports on his responsibility.

Modify

☒ The representative confirmed that the contents entered were not errors or false reports on his responsibility.

Register your information

Confirm / Edit Information on Business Entity

My Page

Your ID is

Please select from the options below.

Confirm / Edit Information on business entity

Confirm registered enzymes / Register new enzymes

Delete registered enzymes

Issuance of Notification Receipt

The password used for logging in is required for the issuance.

Logout

Note: The information on enzymes that have already been registered cannot be modified. If you would like to modify the information, please delete it first and then register the appropriate information on the enzyme from "Confirm registered enzyme / Register a new enzyme."

Once the modification is completed, “My Page” will be displayed.

Confirm Registered Enzymes / Register New Enzymes

My Page

Your ID is

Please select from the options below.

- Confirm / Edit Information on business entity
- Confirm registered enzymes / Register new enzymes**
- Delete registered enzymes
- Issuance of Notification Receipt
The password used for logging in is required for the issuance.
- Logout

Note: The information on enzymes that have already been registered cannot be modified. If you would like to modify the information, please delete it first and then register the appropriate information on the enzyme from "Confirm registered enzyme / Register a new enzyme."

Click “Confirm registered enzymes/Register new enzymes.”

Confirm Registered Enzymes / Register New Enzymes

Information on enzymes

Confirm the information

Add enzymes

Confirm the added enzymes

Registration complete

III Information About the Target Enzyme

Registration ID:

Registration No. 0001

1. This enzyme has been confirmed to conform to the Specifications and Standards for Foods, Food Additives, Etc. (Public Notice of No. 370).

Yes

2. Type of the enzyme

☒ Enzymes that determined by the Food Safety Commission to fall under the category of self-cloning

3. Name of the Enzyme

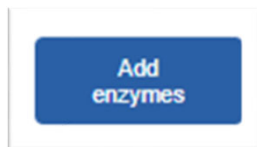
Acylase

4. Taxonomic category

Filamentous fungi

Enzymes already registered will be displayed.

To register new enzymes, click “Add Enzymes” to display additional input fields.



-
-
-

Confirm Registered Enzymes / Register New Enzymes

Add Enzymes

Confirm the information **Add enzymes** Confirm the added enzymes Registration complete

Information on the Additional Enzyme to Be Submitted

Registration ID:

Add Enzymes

Confirm Back

Click “Add Enzymes.”

Confirm Registered Enzymes / Register New Enzymes

Add Enzymes

Confirm the information **Add enzymes** Confirm the added enzymes Registration complete

Information on the Additional Enzyme to Be Submitted

Registration ID:

Enzyme No. 0002

1. This enzyme has been confirmed to conform to the Specifications and Standards for Foods, Food Additives, Etc. (Public Notice of No. 370). * Required

Please select. ▼

2. Type of the enzyme * Required

Please select. ▼

If you select 2-③, enter the enzyme name.

If you select 2-③, 2-⑥, or 2-⑦, enter the scientific name of the gene donor.

Delete

Add Enzymes

Enter the enzyme information for the additional registration.

Items 3, 4, and 5 are linked, so please enter in order starting from 3.

To register multiple enzymes, click “Add Enzymes” button to display additional input fields.

If additional input fields were displayed by mistake, click “Delete” below the input fields you would like to remove.

* Additional registrations are possible even after this registration is completed.

Confirm Registered Enzymes / Register New Enzymes

Confirm the enzyme to be added

Confirm the information Add enzymes **Confirm the added enzymes** Registration complete

III. Information About the Target Enzyme

Registration ID: []

Registration No. 0002 Enzyme No. FA006300-8084

1. This enzyme has been confirmed to conform to the Specifications and Standards for Foods, Food Additives, Etc. (Public Notice of No. 370).

Yes

2. Type of the enzyme

4 Enzymes that determined by the Food Safety Commission to fall under the category of self-cloning

3. Name of the Enzyme

Anthocyanase

4. Taxonomic category

the seeds of cereal grains

Confirm that the additional information is correct, then click the checkbox at the bottom of the screen.

When you check the box, “Enzyme registration” button will appear. Click the button to complete your registration.

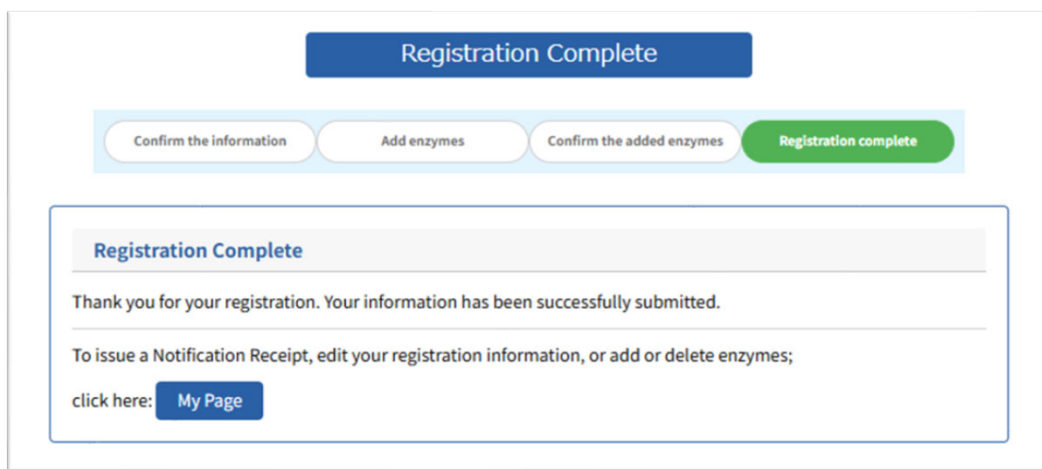
☐ The representative confirmed that the contents entered were not errors or false reports on his responsibility.

Modify

☒ The representative confirmed that the contents entered were not errors or false reports on his responsibility.

Enzyme registration

Confirm Registered Enzymes / Register New Enzymes



Additional registration for a new enzyme has been completed.

You can confirm the information from “My Page.”

*** Enzyme information registered by mistake cannot be corrected. In this case, delete it via “Delete registered enzymes” on My Page, then register the correct information again.**

Delete Registered Enzymes

My Page

Your ID is

Please select from the options below.

[Confirm / Edit Information on business entity](#)

[Confirm registered enzymes / Register new enzymes](#)

[Delete registered enzymes](#)

[Issuance of Notification Receipt](#)
The password used for logging in is required for the issuance.

[Logout](#)

Note: The information on enzymes that have already been registered cannot be modified. If you would like to modify the information, please delete it first and then register the appropriate information on the enzyme from "Confirm registered enzyme / Register a new enzyme."

Click “Delete registered enzymes.”

Delete Registered Enzymes

Delete registered enzymes

Select the enzyme to be deleted — Confirm the enzyme to be deleted — Delete registered enzymes

III. Information About the Target Enzyme

Registration ID

Registration No. 0002 Enzyme number:

Q1. This enzyme has been confirmed to conform to the Specifications and Standards for Foods, Food Additives, Etc. (Public Notice of No. 370).

Yes

Q2. Type of the enzyme

④ Enzymes that determined by the Food Safety Commission to fall under the category of self-cloning

Q3. Name of the Enzyme

Anthocyanase

Q4. Taxonomic category

the seeds of cereal grains

Registration deletion

Click here to delete the above enzyme registration.

Registration deletion

Delete the inverted enzyme registration

Proceed to Confirmation

Information on enzymes already registered will be displayed.

When you click “Click here to delete the above enzyme registration” button below the information you would like to delete, the display of the button will change. If you clicked it by mistake, click again to revert the display.

Click the button for information on enzyme you would like to delete, then click “Proceed to Confirmation.”

Delete Registered Enzymes

Delete registered enzymes

Select the enzyme to be deleted — Confirm the enzyme to be deleted — Delete registered enzymes

Enzyme number

Enzyme Name: Anthocyanase

Delete the Selected Enzymes

※Please note that this action cannot be undone.

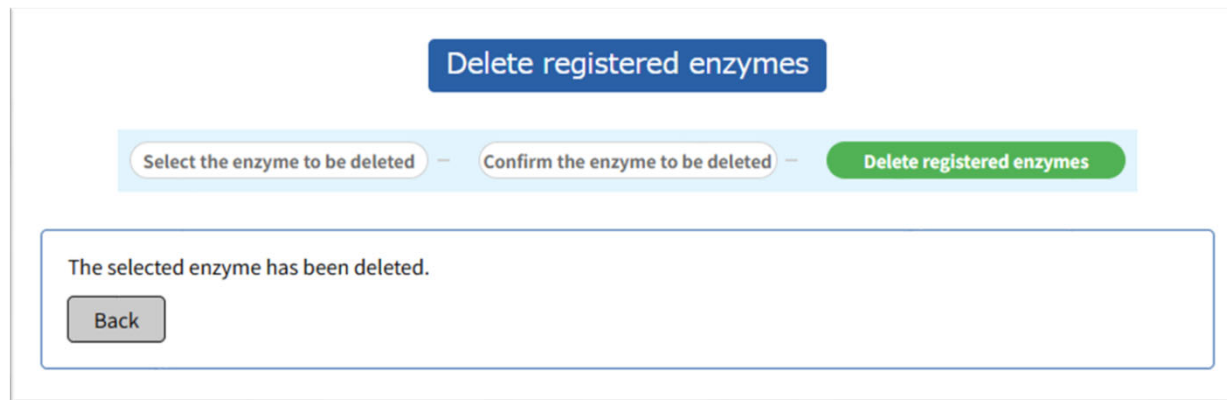
Back (Select the enzyme to be deleted again)

The selected enzymes will be displayed.

When selected enzymes are correct, click “Delete the Selected Enzymes.”

*** Please note that the information once deleted cannot be restored.**

Delete Registered Enzymes



The screenshot displays a web interface for deleting registered enzymes. At the top, a dark blue button labeled "Delete registered enzymes" is visible. Below it, a light blue horizontal bar contains three elements: a text input field with the placeholder "Select the enzyme to be deleted", a second text input field with the placeholder "Confirm the enzyme to be deleted", and a green button labeled "Delete registered enzymes". A message box below the bar states "The selected enzyme has been deleted." and includes a "Back" button.

Deletion of information on selected enzymes has been completed.

Issuance of Notification Receipt

My Page

Your ID is

Please select from the options below.

Confirm / Edit Information on business entity

Confirm registered enzymes / Register new enzymes

Delete registered enzymes

Issuance of Notification Receipt

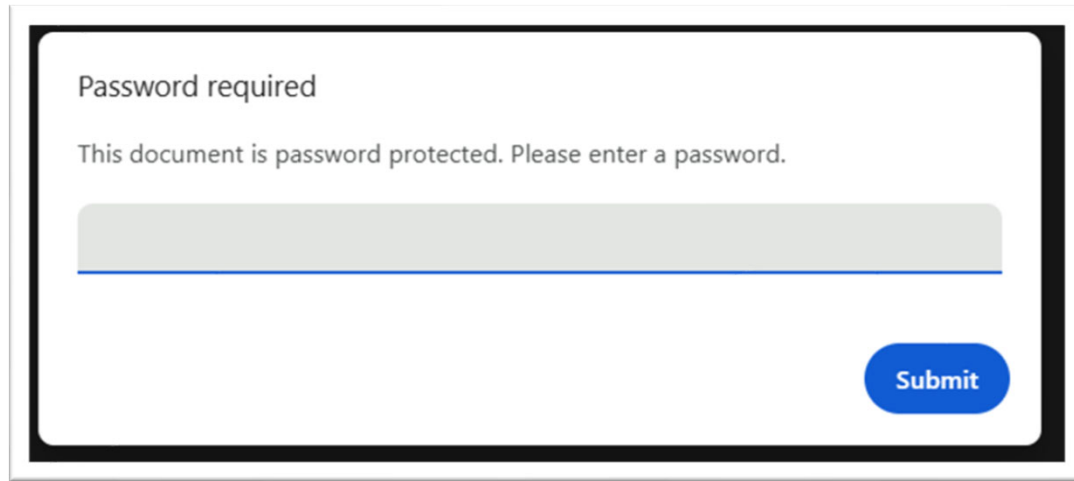
The password used for logging in is required for the issuance.

Logout

Note: The information on enzymes that have already been registered cannot be modified. If you would like to modify the information, please delete it first and then register the appropriate information on the enzyme from "Confirm registered enzyme / Register a new enzyme."

Click “Issuance of Notification Receipt.”

Issuance of Notification Receipt

A screenshot of a web browser dialog box with a black border. Inside, the text "Password required" is at the top. Below it, a message reads "This document is password protected. Please enter a password." There is a long, light gray rectangular input field with a blue underline. In the bottom right corner, there is a blue rounded rectangular button with the word "Submit" in white text.

Please enter the password you registered.

*** The password must be the one you registered yourself for logging in. Please do not enter a temporary password or ID.**

*** The image shown left is for reference. It may vary depending on your browser.**

Issuance of Notification Receipt

Notification Receipt

Food Safety Standards and Evaluation Division,
Consumer Affairs Agency

The notification has been received concerning the following enzyme
as a food additive.

Notification Number

Name of the Enzyme	
Scientific name (genus and species name)	
Name of strain	

Date of notification	
Name of corporation	*** **** ****

Note: if any doubt arises concerning the information notified, the CAA will inquire of the notifier,
and then if the doubt is not resolved, the notification number allocated will become invalid.

Reference number :

**The Notification Receipt for the
registered enzymes will be
displayed.**

**To print or to save the file, use your
browser's print button or download
button, respectively.**

**The Food Additive Section of the Food Safety Standards and Evaluation
Division, the Consumer Affairs Agency /
Division of Food Additives, National Institute of Health Sciences**